






# Tarco

*Underlayments are our business*








**LeakBARRIER®**






# Roll Roofing



Product	Description	Product Data	Usage	Application
 <p><b>Asphalt Saturated Organic Felt</b></p> <p><a href="#">Asphalt Saturated Organic Felt Data Sheet</a></p>	<p>Premium quality organic mat saturated with high-grade asphalt.</p>		<p>Use under shingles, cedar shakes and mechanically attached tiles.</p>	<p>Mechanical</p>
 <p><b>Asphalt Saturated Base Sheets</b></p> <p><a href="#">Asphalt Saturated Base Sheets Data Sheet</a></p>	<p>Premium quality organic mat saturated with high-grade asphalt, lightly coated with a mineral release material.</p>		<p>Use as underlayment, eave and valley flashing, and vapor barrier in low slope commercial and residential installations.</p>	<p>Mechanical</p>
 <p><b>Asphalt Organic Tile Underlayment</b></p> <p><a href="#">Asphalt Organic Tile Underlayment Data Sheet</a></p>	<p>Premium quality organic mat saturated with high-grade asphalt, coated with high-grade weathering asphalt, surfaced with mineral granules.</p>	<p><b>Width</b> 36 in  <b>Length</b> 36 ft  <b>Gross Coverage</b> 1 square  <b>Weight</b> 83 lb (<i>nominal</i>)</p>	<p>Use under foam and mechanically attached tiles.</p>	<p>Hot mopped or cold process adhesive</p>
 <p><b>Fiberglass Mineral Surface Roll Roofing (90#)</b></p> <p><a href="#">Fiberglass Mineral Surface Roll Roofing Data Sheet</a></p>	<p>Fiberglass reinforced asphalt coated underlayment with a ceramic granular surface to protect against UV, weathering and physical damage.</p>	<p><b>Width</b> 36 in  <b>Length</b> 36 ft  <b>Gross Coverage</b> 108 sq ft  <b>Weight</b> 72 lb (<i>nominal</i>)</p>	<p>Good for both low and steep slope applications.</p>	<p>Hot-mopped or cold process adhesives</p>

# Synthetic Underlayments





Product	Description	Product Data	Usage	Application
 <p><b>EasyLay</b></p> <p><a href="#">EasyLay Data Sheet</a></p>	<p>Durable, high performance, polyester-based underlayment that combines polyester fabric with time-proven, moisture-resistant asphalt to provide excellent weatherability and handling.</p>	<p><b>Width</b> 36 in  <b>Length</b> 133 ft 4 in  <b>Thickness</b> 20 mil (<i>nominal</i>)  <b>Gross Coverage</b> 4 squares  <b>Weight</b> 42 lb (<i>nominal</i>)</p>	<p>Use under shingles, cedar shakes, mechanically attached tiles and metal (excluding copper and zinc). Good for both low and steep slope applications and as a valley liner.</p>	<p>Mechanical</p>
 <p><b>EasyLay UDL 10</b></p> <p><a href="#">EasyLay UDL 10 Data Sheet</a></p>	<p>Value-priced, synthetic roof underlayment, designed as an alternative to 15# asphalt saturated felt, that has good resistance to the elements. Woven polymeric scrim imparts strength, while textured fabric surface provides walkability.</p>	<p><b>Width</b> 48 in (1.22 m)  <b>Length</b> 250 ft (76.2 m)  <b>Thickness</b> 7 mil (<i>nominal</i>)  <b>Gross Coverage</b> 1,000 sq ft (10 sq)  <b>Weight</b> 18 lb (<i>nominal</i>)</p>	<p>Use under shingles, cedar shakes. Designed as an alternative to 15# asphalt saturated felt, good for new and re-roofing applications.</p>	<p>Mechanical</p>
 <p><b>EasyLay UDL 15</b></p> <p><a href="#">EasyLay UDL 15 Data Sheet</a></p>	<p>Value-priced synthetic roof underlayment with good weather resistance. Woven polymeric scrim imparts strength, while textured fabric surface provides walkability.</p>	<p><b>Width</b> 48 in (1.22 m)  <b>Length</b> 250 ft (76.2 m)  <b>Thickness</b> 8 mil (<i>nominal</i>)  <b>Gross Coverage</b> 1,000 sq ft (10 sq)  <b>Weight</b> 22 lb (<i>nominal</i>)</p>	<p>Designed as an alternative to 15# asphalt saturated felt, good for new and re-roofing applications.</p>	<p>Mechanical</p>
 <p><b>EasyLay UDL Basic</b></p> <p><a href="#">EasyLay UDL Basic Data Sheet</a></p>	<p>Polyolefin-based synthetic underlayment with excellent weather resistance that has textured fabric on the topside that provides good traction for the installer.</p>	<p><b>Width</b> 4 ft (1.219 m)  <b>Length</b> 250 ft (76.2 m)  <b>Thickness</b> 10 mil (<i>nominal</i>)  <b>Gross Coverage</b> 1,000 sq ft (10 sq)  <b>Weight</b> 32 lb (<i>nominal</i>)</p>	<p>Use under shingles, cedar shakes, mechanically attached tiles. Good for both low and steep slope applications and as a valley liner.</p>	<p>Mechanical</p>
 <p><b>EasyLay UDL 50</b></p> <p><a href="#">EasyLay UDL 50 Data Sheet</a></p>	<p>Premium synthetic multi-laminate membrane that delivers excellent long-term weather barrier performance and unsurpassed skid resistance and walkability for the installer.</p>	<p><b>Width</b> 4 ft (1.219 m)  <b>Length</b> 250 ft (76.2 m)  <b>Thickness</b> 16 mil (<i>nominal</i>)  <b>Gross Coverage</b> 1,000 sq ft (10 sq.)  <b>Weight</b> 43 lb (<i>nominal</i>)</p>	<p>Use under shingles, cedar shakes, tiles (foam and mechanical installation), all metal roofs. Good for both low and steep slope applications and as a valley liner.</p>	<p>Mechanical</p>



# Self-Adhesive Underlayments

Product	Description	Product Data	Usage	Application
 <p><b>MS300</b> <a href="#">MS300 Data Sheet</a></p>	<p>Fiberglass reinforced, self-adhesive modified bituminous roofing underlayment with mineral granules on the surface for enhanced skid resistance.</p>	<p><b>1 Square</b>    <b>2 Square</b></p> <p><b>Width</b>      36 in      36 in</p> <p><b>Length</b>      33 ft      66 ft</p> <p><b>Weight</b>      30 lb (<i>nominal</i>)    60 lb (<i>nominal</i>)</p> <p><b>Thickness</b>    56 mil (<i>nominal</i>)    56 mil (<i>nominal</i>)</p>	<p>Use under shingles, cedar shakes, mechanically attached tiles. Good for steep slope applications and as a valley liner.</p>	<p>Self-adhered</p>
 <p><b>SS400</b> <a href="#">SS400 Data Sheet</a></p>	<p>Modified bituminous roofing underlayment reinforced with a heavyweight fiberglass mat. Glass fiber reinforcement on the upper surface for enhanced skid resistance.</p>	<p><b>Width</b>      36 in</p> <p><b>Length</b>      66 ft</p> <p><b>Thickness</b>    48 mil (<i>nominal</i>)</p> <p><b>Gross Coverage</b> 2 squares</p> <p><b>Weight</b>      50 lb (<i>nominal</i>)</p>	<p>Use under shingles, cedar shakes, mechanically attached tiles. Good for steep slope applications and as a valley liner.</p>	<p>Self-adhered</p>
 <p><b>PS200<sup>HT</sup></b> <a href="#">PS200<sup>HT</sup> Data Sheet</a></p>	<p>Premium SBS modified glass fiber reinforced, self-adhesive modified bituminous roofing underlayment manufactured with a specially engineered Hybrid Polymer System formulation that allows it to withstand high temperatures.</p>	<p><b>Width</b>      36 in</p> <p><b>Length</b>      66 ft 8 in</p> <p><b>Thickness</b>    60 mil (<i>nominal</i>)</p> <p><b>Gross Coverage</b> 2 squares</p> <p><b>Weight</b>      55 lb (<i>nominal</i>)</p>	<p>Use under shingles, cedar shakes, tiles (foam and mechanical installation), all metal roofs. Good for steep slope applications.</p>	<p>Self-adhered</p>
 <p><b>PS200<sup>MU</sup></b> <a href="#">PS200<sup>MU</sup> Data Sheet</a></p>	<p>Self-adhesive, glass fiber reinforced modified bituminous roofing underlayment with polyolefinic film on the upper side for good walkability. For use in high temperature environments.</p>	<p><b>Width</b>      36 in</p> <p><b>Length</b>      66 ft 8 in</p> <p><b>Thickness</b>    48 mil (<i>nominal</i>)</p> <p><b>Gross Coverage</b> 2 squares</p> <p><b>Weight</b>      50 lb (<i>nominal</i>)</p>	<p>Use under shingles, cedar shakes, mechanically attached tiles, metal (excluding copper and zinc). Good for steep slope applications.</p>	<p>Self-adhered</p>
 <p><b>NR600 Ultra</b> <a href="#">NR600 Ultra Data Sheet</a></p>	<p>SBS modified, non-reinforced, self-adhesive roofing underlayment surfaced with a highly durable polyester reinforcement, for use in high temperature environments. Self-adhesive compound on side lap ensures a bond between adjacent rolls for watertight laps.</p>	<p><b>Width</b>      36 in</p> <p><b>Length</b>      72 ft</p> <p><b>Thickness</b>    50 mil (<i>nominal</i>)</p> <p><b>Gross Coverage</b> 216 sq ft</p> <p><b>Weight</b>      55 lb (<i>nominal</i>)</p>	<p>Use under foam-set and mechanically attached tiles, shingles, slate and metal. Good for steep and low slope applications.</p>	<p>Self-adhered</p>



Product	Description	Product Data	Usage	Application
	<p><b>Fast90</b></p> <p><a href="#">Fast90 Data Sheet</a></p>	<p>Premium quality organic mat saturated with asphalt, coated with a high-grade weathering asphalt surfaced with ceramic granules to protect against UV, weathering and physical damage.</p>	<p><b>Width</b> 36 in  <b>Length</b> 36 ft  <b>Thickness</b> 100 mil (<i>nominal</i>)  <b>Gross Coverage</b> 108 sq ft  <b>Weight</b> 75 lb (<i>nominal</i>)</p>	<p>Use under foam and mechanically attached tiles. Good for steep slope applications and as a valley liner.</p> <p>Self-adhered</p>
	<p><b>SA Shingle Starter</b></p> <p><a href="#">Shingle Starter Data Sheet</a></p>	<p>Fiberglass reinforced asphalt coated shingle starter roll surfaced with ceramic granules to protect against UV, weathering and physical damage.</p>	<p><b>Roll Dimensions</b> 7 ft x 33.4 in  <b>Coverage</b> 33.4 lft  <b>Weight</b> 7.5 lb</p>	<p>Use under shingles and cedar shakes  For steep slope applications.</p> <p>Self-adhered</p>

# Base Sheets


Product	Description	Product Data	Usage	Application
 <p><b>Glass Base</b> <a href="#">Glass Base Data Sheet</a></p>	<p>Fiberglass reinforced sheet coated with superior quality weathering-grade asphalt.</p>	<p><b>Width</b> 36 in <b>Length</b> 108 ft <b>Gross Coverage</b> 300 sq ft <b>Weight</b> 72 lb (<i>nominal</i>)</p>	<p>Use as the initial or base ply in built-up and modified bitumen roof systems. Good for both low and steep slope applications.</p>	<p>Mechanical, hot-mopped or cold process adhesives</p>
 <p><b>EasyLay</b> <a href="#">EasyLay Data Sheet</a></p>	<p>Durable, high performance, polyester-based underlayment that combines polyester fabric with time-proven, moisture-resistant asphalt to provide excellent weatherability and handling.</p>	<p><b>Width</b> 36 in <b>Length</b> 133 ft 4 in <b>Thickness</b> 20 mil (<i>nominal</i>) <b>Gross Coverage</b> 4 squares <b>Weight</b> 42 lb (<i>nominal</i>)</p>	<p>Use under shingles, cedar shakes, mechanically attached tiles and metal (excluding copper and zinc). Good for both low and steep slope applications and as a valley liner.</p>	<p>Mechanical</p>
 <p><b>EasyNailBase</b> <a href="#">EasyNailBase Data Sheet</a></p>	<p>SBS modified bituminous membrane reinforced with fiberglass mat with polyolefinic film on the top surface and sand on the bottom side, for use as a mechanically attached base sheet in self-adhering roofing systems as well as torch, hot mop and cold applied systems.</p>	<p><b>Width</b> 36 in <b>Length</b> 72 ft <b>Thickness</b> 50 mil (<i>nominal</i>) <b>Gross Coverage</b> 216 sq ft <b>Weight</b> 60 lb (<i>nominal</i>)</p>	<p>Good for both low and steep slope applications.</p>	<p>Mechanical</p>
 <p><b>Valley Flash</b> <a href="#">Valley Flash Data Sheet</a></p>	<p>Fiberglass reinforced sheet sandwiched between two layers of a heavy coating of superior quality bituminous resins modified with synthetic resins.</p>	<p><b>Width</b> 36 in <b>Length</b> 33 ft 4 in <b>Coverage</b> 1 square <b>Weight</b> 33 lb (<i>nominal</i>)</p>	<p>Use as valley liner under shingles, cedar shakes.</p>	<p>Mechanical</p>

Product	Description	Product Data	Usage	Application
	<p><b>SBS Multipurpose Underlayment</b></p> <p>Fiberglass reinforced sheet sandwiched between two layers of superior quality polymer modified bitumen.</p> <p><a href="#">SBS Multipurpose Underlayment Data Sheet</a></p>	<p><b>Width</b> 36 in  <b>Length</b> 66 ft 8 in  <b>Thickness</b> 40 mil (<i>nominal</i>)  <b>Gross Coverage</b> 2 squares  <b>Weight</b> 64 lb (<i>nominal</i>)</p>	<p>Use as a base sheet/ply sheet in modified bitumen, asphalt built-up and cold process roofing systems. Good for both low and steep slope applications and as a valley liner.</p>	<p>Mechanical</p>
	<p><b>EasyTorch SA Base</b></p> <p>Smooth surfaced, glass fiber reinforced, modified bituminous roofing membrane for use as a base sheet.</p> <p><a href="#">EasyTorch SA Base</a></p>	<p><b>Width</b> 36 in  <b>Length</b> 72 ft  <b>Thickness</b> 50 mil (<i>nominal</i>)  <b>Gross Coverage</b> 216 sq ft  <b>Weight</b> 70 lb (<i>nominal</i>)</p>	<p>Good for both low and steep slope applications.</p>	<p>Self-adhered</p>

# Self-Adhesive SBS Modified Bitumen Membrane

Product	Description	Product Data	Usage	Application
 <p><b>EasyStick Plus</b> <a href="#">EasyStick Plus Data Sheet</a></p>	SBS modified, granule surfaced, polyester reinforced self-adhesive modified bituminous cap sheet.	<b>Width</b> 36 in <b>Length</b> 36 ft <b>Thickness</b> 120 mil (nominal) <b>Gross Coverage</b> 108 sq ft <b>Weight</b> 80 lb (nominal)	Good for both low and steep slope applications.	Self-adhered
 <p><b>EasyBase</b> <a href="#">EasyBase Data Sheet</a></p>	SBS modified, glass fiber reinforced, self-adhesive modified bituminous base sheet with a UV resistant polyolefinic film surface.	<b>Width</b> 36 in <b>Length</b> 72 ft <b>Thickness</b> 54 mil (nominal) <b>Gross Coverage</b> 216 sq ft <b>Weight</b> 70 lb (nominal)	Good for both low and steep slope applications.	Self-adhered

# SBS Modified Bitumen Membrane

Product	Description	Product Data	Usage	Application
 <p><b>EasyMop SBS</b> <a href="#">EasyMop SBS Data Sheet</a></p>	Styrene-Butadiene-Styrene modified bituminous membrane reinforced with a polyester mat that offers exceptional strength and excellent nail pull-through resistance. The bottom side has a light coating of mineral release material. Durable, granular surface protects against weathering caused by ultraviolet exposure.	<b>Width</b> 36 in <b>Length</b> 36 ft <b>Thickness</b> 120 mil (nominal) <b>Gross Coverage</b> 108 sq ft <b>Weight</b> 75 lb (nominal)	Good for both low and steep slope applications. Use as a cap sheet in new and re-roofing multi-ply applications; as flashing; under tile; and for repair of asphalt built-up membranes.	Hot-mopped or cold process adhesives

# Tarco

One Information Way, Suite 225 ♦ Little Rock, AR 72202  
 Voice: 501-945-4506 ♦ 800-365-4506  
 Fax: 501-945-7718 ♦ [www.tarcoroofing.com](http://www.tarcoroofing.com)

