






Tarco

Underlayments are our business[®]






LeakBARRIER[®]





Roll Roofing


Product	Description	Product Data	Usage	Application
	<p>Asphalt Saturated Organic Felt</p> <p>Premium quality organic mat saturated with high-grade asphalt.</p> <p>Asphalt Saturated Organic Felt Data Sheet</p>		<p>Use under shingles, cedar shakes and mechanically attached tiles.</p>	<p>Mechanical</p>
	<p>Asphalt Saturated Base Sheets</p> <p>Premium quality organic mat saturated with high-grade asphalt, lightly coated with a mineral release material.</p> <p>Asphalt Saturated Base Sheets Data Sheet</p>		<p>Use as underlayment, eave and valley flashing, and vapor barrier in low slope commercial and residential installations.</p>	<p>Mechanical</p>
	<p>Asphalt Organic Tile Underlayment</p> <p>Premium quality organic mat saturated with high-grade asphalt, coated with high-grade weathering asphalt, surfaced with mineral granules.</p> <p>Asphalt Organic Tile Underlayment Data Sheet</p>	<p>Width 36 in Length 36 ft Gross Coverage 1 square Weight 83 lb (nominal)</p>	<p>Use under foam and mechanically attached tiles.</p>	<p>Hot mopped or cold process adhesive</p>
	<p>Fiberglass Mineral Surface Roll Roofing (90#)</p> <p>Fiberglass reinforced asphalt coated underlayment with a ceramic granular surface to protect against UV, weathering and physical damage.</p> <p>Fiberglass Mineral Surface Roll Roofing Data Sheet</p>	<p>Width 36 in Length 36 ft Gross Coverage 108 sq ft Weight 72 lb (nominal)</p>	<p>Good for both low and steep slope applications.</p>	<p>Hot-mopped or cold process adhesives</p>


Synthetic Underlayments

Product	Description	Product Data	Usage	Application
 <p>EasyLay UDL 15</p> <p>EasyLay UDL 15 Data Sheet</p>	<p>Value-priced synthetic roof underlayment with good weather resistance. Woven polymeric scrim imparts strength, while textured fabric surface provides walkability.</p>	<p>Width 48 in (1.22 m) Length 250 ft (76.2 m) Thickness 8 mil (<i>nominal</i>) Gross Coverage 1,000 sq ft (10 sq) Weight 22 lb (<i>nominal</i>)</p>	<p>Designed as an alternative to 15# asphalt saturated felt, good for new and re-roofing applications.</p>	<p>Mechanical</p>
 <p>EasyLay UDL Basic</p> <p>EasyLay UDL Basic Data Sheet</p>	<p>Polyolefin-based synthetic underlayment with excellent weather resistance that has textured fabric on the topside that provides good traction for the installer.</p>	<p>Width 4 ft (1.219 m) Length 250 ft (76.2 m) Thickness 10 mil (<i>nominal</i>) Gross Coverage 1,000 sq ft (10 sq) Weight 32 lb (<i>nominal</i>)</p>	<p>Use under shingles, cedar shakes, mechanically attached tiles. Good for both low and steep slope applications and as a valley liner.</p>	<p>Mechanical</p>
 <p>EasyLay UDL 50</p> <p>EasyLay UDL 50 Data Sheet</p>	<p>Premium synthetic multi-laminate membrane that delivers excellent long-term weather barrier performance and unsurpassed skid resistance and walkability for the installer.</p>	<p>Width 4 ft (1.219 m) Length 250 ft (76.2 m) Thickness 16 mil (<i>nominal</i>) Gross Coverage 1,000 sq ft (10 sq.) Weight 43 lb (<i>nominal</i>)</p>	<p>Use under shingles, cedar shakes, tiles (foam and mechanical installation), all metal roofs. Good for both low and steep slope applications and as a valley liner.</p>	<p>Mechanical</p>




Self-Adhesive Underlayments

Product	Description	Product Data	Usage	Application
 <p>MS300 MS300 Data Sheet</p>	<p>Fiberglass reinforced, self-adhesive modified bituminous roofing underlayment with mineral granules on the surface for enhanced skid resistance.</p>	<p>1 Square 2 Square</p> <p>Width 36 in 36 in</p> <p>Length 33 ft 66 ft</p> <p>Weight 30 lb (<i>nominal</i>) 60 lb (<i>nominal</i>)</p> <p>Thickness 56 mil (<i>nominal</i>) 56 mil (<i>nominal</i>)</p>	<p>Use under shingles, cedar shakes, mechanically attached tiles. Good for steep slope applications and as a valley liner.</p>	<p>Self-adhered</p>
 <p>SS400 SS400 Data Sheet</p>	<p>Modified bituminous roofing underlayment reinforced with a heavyweight fiberglass mat. Glass fiber reinforcement on the upper surface for enhanced skid resistance.</p>	<p>Width 36 in</p> <p>Length 66 ft</p> <p>Thickness 48 mil (<i>nominal</i>)</p> <p>Gross Coverage 2 squares</p> <p>Weight 50 lb (<i>nominal</i>)</p>	<p>Use under shingles, cedar shakes, mechanically attached tiles. Good for steep slope applications and as a valley liner.</p>	<p>Self-adhered</p>
 <p>PS200^{HT} PS200^{HT} Data Sheet</p>	<p>Premium SBS modified glass fiber reinforced, self-adhesive modified bituminous roofing underlayment manufactured with a specially engineered Hybrid Polymer System formulation that allows it to withstand high temperatures.</p>	<p>Width 36 in</p> <p>Length 66 ft 8 in</p> <p>Thickness 60 mil (<i>nominal</i>)</p> <p>Gross Coverage 2 squares</p> <p>Weight 55 lb (<i>nominal</i>)</p>	<p>Use under shingles, cedar shakes, tiles (foam and mechanical installation), all metal roofs. Good for steep slope applications.</p>	<p>Self-adhered</p>
 <p>PS200^{MU} PS200^{MU} Data Sheet</p>	<p>Self-adhesive, glass fiber reinforced modified bituminous roofing underlayment with polyolefinic film on the upper side for good walkability. For use in high temperature environments.</p>	<p>Width 36 in</p> <p>Length 66 ft 8 in</p> <p>Thickness 48 mil (<i>nominal</i>)</p> <p>Gross Coverage 2 squares</p> <p>Weight 50 lb (<i>nominal</i>)</p>	<p>Use under shingles, cedar shakes, mechanically attached tiles, metal (excluding copper and zinc). Good for steep slope applications.</p>	<p>Self-adhered</p>

Product	Description	Product Data	Usage	Application
	<p>NR600 Ultra</p> <p>NR600 Ultra Data Sheet</p>	<p>SBS modified, non-reinforced, self-adhesive roofing underlayment surfaced with a highly durable polyester reinforcement, for use in high temperature environments. Self-adhesive compound on side lap ensures a bond between adjacent rolls for watertight laps.</p>	<p>Width 36 in</p> <p>Length 72 ft</p> <p>Thickness 50 mil (<i>nominal</i>)</p> <p>Gross Coverage 216 sq ft</p> <p>Weight 55 lb (<i>nominal</i>)</p>	<p>Use under foam-set and mechanically attached tiles, shingles, slate and metal. Good for steep and low slope applications.</p> <p>Self-adhered</p>

	<p>SA Shingle Starter</p> <p>Shingle Starter Data Sheet</p>	<p>Fiberglass reinforced asphalt coated shingle starter roll surfaced with ceramic granules to protect against UV, weathering and physical damage.</p>	<p>Roll Dimensions 7 ft x 33.4 in</p> <p>Coverage 33.4 lft</p> <p>Weight 7.5 lb</p>	<p>Use under shingles and cedar shakes For steep slope applications.</p> <p>Self-adhered</p>
---	--	--	--	--

Base Sheets

Product	Description	Product Data	Usage	Application
	<p>Glass Base</p> <p>Glass Base Data Sheet</p> <p>Fiberglass reinforced sheet coated with superior quality weathering-grade asphalt.</p>	<p>Width 36 in</p> <p>Length 108 ft</p> <p>Gross Coverage 300 sq ft</p> <p>Weight 72 lb (<i>nominal</i>)</p>	<p>Use as the initial or base ply in built-up and modified bitumen roof systems. Good for both low and steep slope applications.</p>	<p>Mechanical, hot-mopped or cold process adhesives</p>
	<p>EasyNailBase</p> <p>EasyNailBase Data Sheet</p> <p>SBS modified bituminous membrane reinforced with fiberglass mat with polyolefinic film on the top surface and sand on the bottom side, for use as a mechanically attached base sheet in self-adhering roofing systems as well as torch, hot mop and cold applied systems.</p>	<p>Width 36 in</p> <p>Length 72 ft</p> <p>Thickness 50 mil (<i>nominal</i>)</p> <p>Gross Coverage 216 sq ft</p> <p>Weight 60 lb (<i>nominal</i>)</p>	<p>Good for both low and steep slope applications.</p>	<p>Mechanical</p>
	<p>EasyBase</p> <p>EasyBase Data Sheet</p> <p>SBS modified, glass fiber reinforced, self-adhesive modified bituminous base sheet with a UV resistant polyolefinic film surface.</p>	<p>Width 36 in</p> <p>Length 72 ft</p> <p>Thickness 54 mil (<i>nominal</i>)</p> <p>Gross Coverage 216 sq ft</p> <p>Weight 70 lb (<i>nominal</i>)</p>	<p>Good for both low and steep slope applications.</p>	<p>Self-adhered</p>

Product	Description	Product Data	Usage	Application
---------	-------------	--------------	-------	-------------



Valley Flash

[Valley Flash Data Sheet](#)

Fiberglass reinforced sheet sandwiched between two layers of a heavy coating of superior quality bituminous resins modified with synthetic resins.

Width 36 in
Length 33 ft 4 in
Coverage 1 square
Weight 33 lb (*nominal*)

Use as valley liner under shingles, cedar shakes.

Mechanical



SBS Multipurpose Underlayment

[SBS Multipurpose Underlayment Data Sheet](#)

Fiberglass reinforced sheet sandwiched between two layers of superior quality polymer modified bitumen.

Width 36 in
Length 66 ft 8 in
Thickness 40 mil (*nominal*)
Gross Coverage 2 squares
Weight 64 lb (*nominal*)

Use as a base sheet/ply sheet in modified bitumen, asphalt built-up and cold process roofing systems. Good for both low and steep slope applications and as a valley liner.

Mechanical



EasyTorch SA Base

[EasyTorch SA Base](#)


Smooth surfaced, glass fiber reinforced, modified bituminous roofing membrane for use as a base sheet.

Width 36 in
Length 72 ft
Thickness 50 mil (*nominal*)
Gross Coverage 216 sq ft
Weight 70 lb (*nominal*)


Good for both low and steep slope applications.

Self-adhered

Self-Adhesive SBS Modified Bitumen Membrane

Product	Description	Product Data	Usage	Application
 <p>EasyStick Plus</p> <p>EasyStick Plus Data Sheet</p>	<p>SBS modified, granule surfaced, polyester reinforced self-adhesive modified bituminous cap sheet.</p>	<p>Width 36 in Length 36 ft Thickness 120 mil (<i>nominal</i>) Gross Coverage 108 sq ft Weight 80 lb (<i>nominal</i>)</p>	<p>Good for both low and steep slope applications.</p>	<p>Self-adhered</p>

SBS Modified Bitumen Membrane

Product	Description	Product Data	Usage	Application
 <p>EasyMop SBS</p> <p>EasyMop SBS Data Sheet</p>	<p>Styrene-Butadiene-Styrene modified bituminous membrane reinforced with a polyester mat that offers exceptional strength and excellent nail pull-through resistance. The bottom side has a light coating of mineral release material. Durable, granular surface protects against weathering caused by ultraviolet exposure.</p>	<p>Width 36 in Length 36 ft Thickness 120 mil (<i>nominal</i>) Gross Coverage 108 sq ft Weight 75 lb (<i>nominal</i>)</p>	<p>Good for both low and steep slope applications. Use as a cap sheet in new and re-roofing multi-ply applications; as flashing; under tile; and for repair of asphalt built-up membranes.</p>	<p>Hot-mopped or cold process adhesives</p>

Tarco

One Information Way, Suite 225 ♦ Little Rock, AR 72202
 Voice: 501-945-4506 ♦ 800-365-4506
 Fax: 501-945-7718 ♦ www.tarcoroofing.com



LeakBARRIER®