






Tarco

Underlayments are our business[®]






LeakBARRIER[®]





Roll Roofing

Product	Description	Product Data	Usage	Application
	<p>Asphalt Saturated Organic Felt</p> <p>Premium quality organic mat saturated with high-grade asphalt.</p> <p>Asphalt Saturated Organic Felt Data Sheet</p>			<p>Use under shingles, cedar shakes and mechanically attached tiles.</p> <p>Mechanical</p>
	<p>Asphalt Saturated Base Sheets</p> <p>Premium quality organic mat saturated with high-grade asphalt, lightly coated with a mineral release material.</p> <p>Asphalt Saturated Base Sheets Data Sheet</p>			<p>Use as underlayment, eave and valley flashing, and vapor barrier in low slope commercial and residential installations.</p> <p>Mechanical</p>
	<p>Asphalt Organic Tile Underlayment</p> <p>Premium quality organic mat saturated with high-grade asphalt, coated with high-grade weathering asphalt, surfaced with mineral granules.</p> <p>Asphalt Organic Tile Underlayment Data Sheet</p>	<p>Width 36 in Length 36 ft Gross Coverage 1 square Weight 83 lb (nominal)</p>	<p>Use under foam and mechanically attached tiles.</p>	<p>Hot mopped or cold process adhesive</p>
	<p>Fiberglass Mineral Surface Roll Roofing (90#)</p> <p>Fiberglass reinforced asphalt coated underlayment with a ceramic granular surface to protect against UV, weathering and physical damage.</p> <p>Fiberglass Mineral Surface Roll Roofing Data Sheet</p>	<p>Width 36 in Length 36 ft Gross Coverage 108 sq ft Weight 72 lb (nominal)</p>	<p>Good for both low and steep slope applications.</p>	<p>Hot-mopped or cold process adhesives</p>

Synthetic Underlayments

Product	Description	Product Data	Usage	Application
 <p>EasyLay UDL 15</p> <p>EasyLay UDL 15 Data Sheet</p>	<p>Value-priced synthetic roof underlayment with good weather resistance. Woven polymeric scrim imparts strength, while textured fabric surface provides walkability.</p>	<p>Width 48 in (1.22 m) Length 250 ft (76.2 m) Thickness 8 mil (<i>nominal</i>) Gross Coverage 1,000 sq ft (10 sq) Weight 22 lb (<i>nominal</i>)</p>	<p>Designed as an alternative to 15# asphalt saturated felt, good for new and re-roofing applications.</p>	<p>Mechanical</p>
 <p>EasyLay UDL Basic</p> <p>EasyLay UDL Basic Data Sheet</p>	<p>Polyolefin-based synthetic underlayment with excellent weather resistance that has textured fabric on the topside that provides good traction for the installer.</p>	<p>Width 4 ft (1.219 m) Length 250 ft (76.2 m) Thickness 10 mil (<i>nominal</i>) Gross Coverage 1,000 sq ft (10 sq) Weight 32 lb (<i>nominal</i>)</p>	<p>Use under shingles, cedar shakes, mechanically attached tiles. Good for both low and steep slope applications and as a valley liner.</p>	<p>Mechanical</p>
 <p>EasyLay UDL 50</p> <p>EasyLay UDL 50 Data Sheet</p>	<p>Premium synthetic multi-laminate membrane that delivers excellent long-term weather barrier performance and unsurpassed skid resistance and walkability for the installer.</p>	<p>Width 4 ft (1.219 m) Length 250 ft (76.2 m) Thickness 16 mil (<i>nominal</i>) Gross Coverage 1,000 sq ft (10 sq.) Weight 43 lb (<i>nominal</i>)</p>	<p>Use under shingles, cedar shakes, tiles (foam and mechanical installation), all metal roofs. Good for both low and steep slope applications and as a valley liner.</p>	<p>Mechanical</p>

Self-Adhesive Underlayments

Product	Description	Product Data	Usage	Application
 <p>MS300 MS300 Data Sheet</p>	<p>Fiberglass reinforced, self-adhesive modified bituminous roofing underlayment with mineral granules on the surface for enhanced skid resistance.</p>	<p>1 Square 2 Square</p> <p>Width 36 in 36 in</p> <p>Length 33 ft 66 ft</p> <p>Weight 30 lb (<i>nominal</i>) 60 lb (<i>nominal</i>)</p> <p>Thickness 56 mil (<i>nominal</i>) 56 mil (<i>nominal</i>)</p>	<p>Use under shingles, cedar shakes, mechanically attached tiles. Good for steep slope applications and as a valley liner.</p>	<p>Self-adhered</p>
 <p>SS400 SS400 Data Sheet</p>	<p>Modified bituminous roofing underlayment reinforced with a heavyweight fiberglass mat. Glass fiber reinforcement on the upper surface for enhanced skid resistance.</p>	<p>Width 36 in</p> <p>Length 66 ft</p> <p>Thickness 48 mil (<i>nominal</i>)</p> <p>Gross Coverage 2 squares</p> <p>Weight 50 lb (<i>nominal</i>)</p>	<p>Use under shingles, cedar shakes, mechanically attached tiles. Good for steep slope applications and as a valley liner.</p>	<p>Self-adhered</p>
 <p>PS200^{HT} PS200^{HT} Data Sheet</p>	<p>Premium SBS modified glass fiber reinforced, self-adhesive modified bituminous roofing underlayment manufactured with a specially engineered Hybrid Polymer System formulation that allows it to withstand high temperatures.</p>	<p>Width 36 in</p> <p>Length 66 ft 8 in</p> <p>Thickness 60 mil (<i>nominal</i>)</p> <p>Gross Coverage 2 squares</p> <p>Weight 55 lb (<i>nominal</i>)</p>	<p>Use under shingles, cedar shakes, tiles (foam and mechanical installation), all metal roofs. Good for steep slope applications.</p>	<p>Self-adhered</p>
 <p>PS200^{MU} PS200^{MU} Data Sheet</p>	<p>Self-adhesive, glass fiber reinforced modified bituminous roofing underlayment with polyolefinic film on the upper side for good walkability. For use in high temperature environments.</p>	<p>Width 36 in</p> <p>Length 66 ft 8 in</p> <p>Thickness 48 mil (<i>nominal</i>)</p> <p>Gross Coverage 2 squares</p> <p>Weight 50 lb (<i>nominal</i>)</p>	<p>Use under shingles, cedar shakes, mechanically attached tiles, metal (excluding copper and zinc). Good for steep slope applications.</p>	<p>Self-adhered</p>

Product



SA Shingle Starter

[Shingle Starter Data Sheet](#)

Description

Fiberglass reinforced asphalt coated shingle starter roll surfaced with ceramic granules to protect against UV, weathering and physical damage.

Product Data

Roll Dimensions 7 ft x 33.4 in
Coverage 33.4 ft²
Weight 7.5 lb




Usage

Use under shingles and cedar shakes
For steep slope applications.

Application

Self-adhered

Base Sheets

Product	Description	Product Data	Usage	Application
	<p>Glass Base</p> <p>Glass Base Data Sheet</p> <p>Fiberglass reinforced sheet coated with superior quality weathering-grade asphalt.</p>	<p>Width 36 in</p> <p>Length 108 ft</p> <p>Gross Coverage 300 sq ft</p> <p>Weight 72 lb (<i>nominal</i>)</p>	<p>Use as the initial or base ply in built-up and modified bitumen roof systems. Good for both low and steep slope applications.</p>	<p>Mechanical, hot-mopped or cold process adhesives</p>
	<p>EasyNailBase</p> <p>EasyNailBase Data Sheet</p> <p>SBS modified bituminous membrane reinforced with fiberglass mat with polyolefinic film on the top surface and sand on the bottom side, for use as a mechanically attached base sheet in self-adhering roofing systems as well as torch, hot mop and cold applied systems.</p>	<p>Width 36 in</p> <p>Length 72 ft</p> <p>Thickness 50 mil (<i>nominal</i>)</p> <p>Gross Coverage 216 sq ft</p> <p>Weight 60 lb (<i>nominal</i>)</p>	<p>Good for both low and steep slope applications.</p>	<p>Mechanical</p>
	<p>EasyBase</p> <p>EasyBase Data Sheet</p> <p>SBS modified, glass fiber reinforced, self-adhesive modified bituminous base sheet with a UV resistant polyolefinic film surface.</p>	<p>Width 36 in</p> <p>Length 72 ft</p> <p>Thickness 54 mil (<i>nominal</i>)</p> <p>Gross Coverage 216 sq ft</p> <p>Weight 70 lb (<i>nominal</i>)</p>	<p>Good for both low and steep slope applications.</p>	<p>Self-adhered</p>

Product	Description	Product Data	Usage	Application
---------	-------------	--------------	-------	-------------



Valley Flash

[Valley Flash Data Sheet](#)

Fiberglass reinforced sheet sandwiched between two layers of a heavy coating of superior quality bituminous resins modified with synthetic resins.

Width 36 in
Length 33 ft 4 in
Coverage 1 square
Weight 33 lb (*nominal*)

Use as valley liner under shingles, cedar shakes.

Mechanical



SBS Multipurpose Underlayment

[SBS Multipurpose Underlayment Data Sheet](#)

Fiberglass reinforced sheet sandwiched between two layers of superior quality polymer modified bitumen.

Width 36 in
Length 66 ft 8 in
Thickness 40 mil (*nominal*)
Gross Coverage 2 squares
Weight 64 lb (*nominal*)

Use as a base sheet/ply sheet in modified bitumen, asphalt built-up and cold process roofing systems. Good for both low and steep slope applications and as a valley liner.

Mechanical



EasyTorch SA Base

[EasyTorch SA Base](#)



Smooth surfaced, glass fiber reinforced, modified bituminous roofing membrane for use as a base sheet.

Width 36 in
Length 72 ft
Thickness 50 mil (*nominal*)
Gross Coverage 216 sq ft
Weight 70 lb (*nominal*)


Good for both low and steep slope applications.

Self-adhered

Self-Adhesive SBS Modified Bitumen Membrane

Product	Description	Product Data	Usage	Application
 <p>EasyStick Plus EasyStick Plus Data Sheet</p>	SBS modified, granule surfaced, polyester reinforced self-adhesive modified bituminous cap sheet.	Width 36 in Length 36 ft Thickness 120 mil (<i>nominal</i>) Gross Coverage 108 sq ft Weight 80 lb (<i>nominal</i>)	Good for both low and steep slope applications.	Self-adhered
 <p>ReflectPlus ReflectPlus Data Sheet</p>	SBS modified bituminous membrane with a highly reflective film laminate on the upper side and a removable silicone treated release liner on the bottom adhesive side. The exposed surface is comprised of a proprietary construction of a bright white acrylic coated aluminum reinforced with a polyolefinic film that provides enhanced reflectivity and emissivity.	Width 36 in Length 33 ft 4 in Thickness 40 mil (<i>nominal</i>) Gross Coverage 100 sq ft Weight 28 lb (<i>nominal</i>)	Good for low slope applications. Designed for use as a finished roof covering in multi-ply roof systems, including new roofing, re-roofing and recover applications. ReflectPlus is ideal for patching and gutter repair, and for use as a flashing membrane.	Self-adhered

Below Grade Waterproofing

Product	Description	Product Data	Usage	Application
 <p>BG700 BG700 Data Sheet</p>	Self-adhering SBS modified bituminous membrane with a high strength cross laminated polyethylene film on the upper side and a removable silicone treated release liner on the bottom adhesive side. The versatile membrane can be installed to a variety of substrates in residential and selected light commercial and industrial applications.	Width 36 in Length 66 ft 8 in Thickness 60 mil (<i>nominal</i>) Gross Coverage 200 sq ft Weight 73 lb (<i>nominal</i>)	Multi-purpose membrane for vertical and horizontal waterproofing of foundation walls, tunnels, and earth shelters, as well as plaza decks, parking decks, balconies and terraces. Good for interior applications such as bathrooms and kitchens, and under siding, exterior plaster, wall flashing or anywhere it will be protected from prolonged exposure to ultraviolet light.	Self-adhered

Tarco

One Information Way, Suite 225 ♦ Little Rock, AR 72202
 Voice: 501-945-4506 ♦ 800-365-4506 ♦ Fax: 501-945-7718 ♦ www.tarcoroofing.com

